

Scaled data based on original data using
LM-79-08 Approved Method: Electrical and Photometric Measurements of Solid-
State Lighting Products

Test Report Prepared for
Cooper Lighting Solutions
(formerly Eaton)

Brand: McGRAW-EDISON

Report Number: P385586

Luminaire Tested: **GWC-SA1A-827-U-T3-HSS**

Issue Date: 3/3/2020

Test Information

Test Method: LM-79-08
Report Number: P385586
TEST IS SCALED FROM IESNA LM-79-08 TEST DATA (G2-1903-205-15)
Test Lab: INNOVATION CENTER
Issue Date: 3/3/2020
Manufacturer: COOPER LIGHTING SOLUTIONS (FORMERLY EATON)
Product Line: MCGRAW-EDISON
Catalog Number: GWC-SA1A-827-U-T3-HSS
Description: GALLEON WALL LUMINAIRE
(1) 80 CRI, 2700K, 615mA LIGHTSQUARE WITH 16 LEDS AND TYPE III OPTICS
WITH HOUSE SIDE SHIELD
Light Source: -
Ballast/Driver: ELECTRONIC DRIVER

Summary

Lumens per Lamp: N/A
Luminaire Lumens: 2666 lumens
Efficiency: N/A
Efficacy: 78.4 lumens/watt
Luminous Opening: Rectangular (W 0.5' x L: 0.5' x H: 0')
IES Classification: Type III - Short
BUG Rating: B0 - U0 - G1

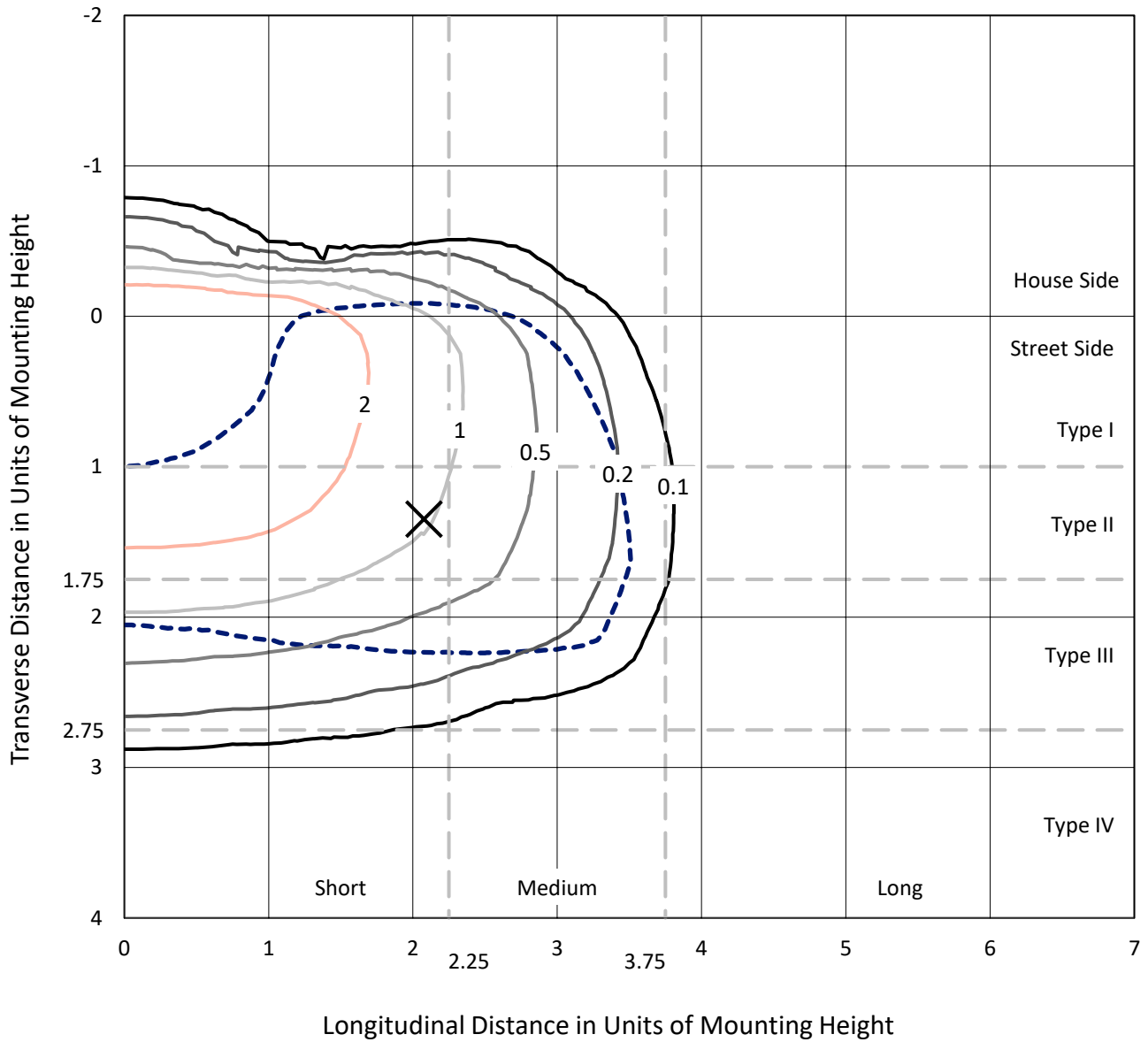
Input Watts (W): 34
Input Voltage (V): NR
Input Current (A_{in}): NR
Voltage Rise (V): NR
Power Factor: NR
Total Harmonic Distortion (THDi): NR
Frequency (hertz): 60
Stabilization Time: NR
Operation Time: NR
Ambient Temperature (°C): NR
Test Distance: 24 FT



REPORT NUMBER: P385586
 CATALOG NUMBER: GWC-SA1A-827-U-T3-HSS

Iso-Footcandle Lines of Horizontal Illumination

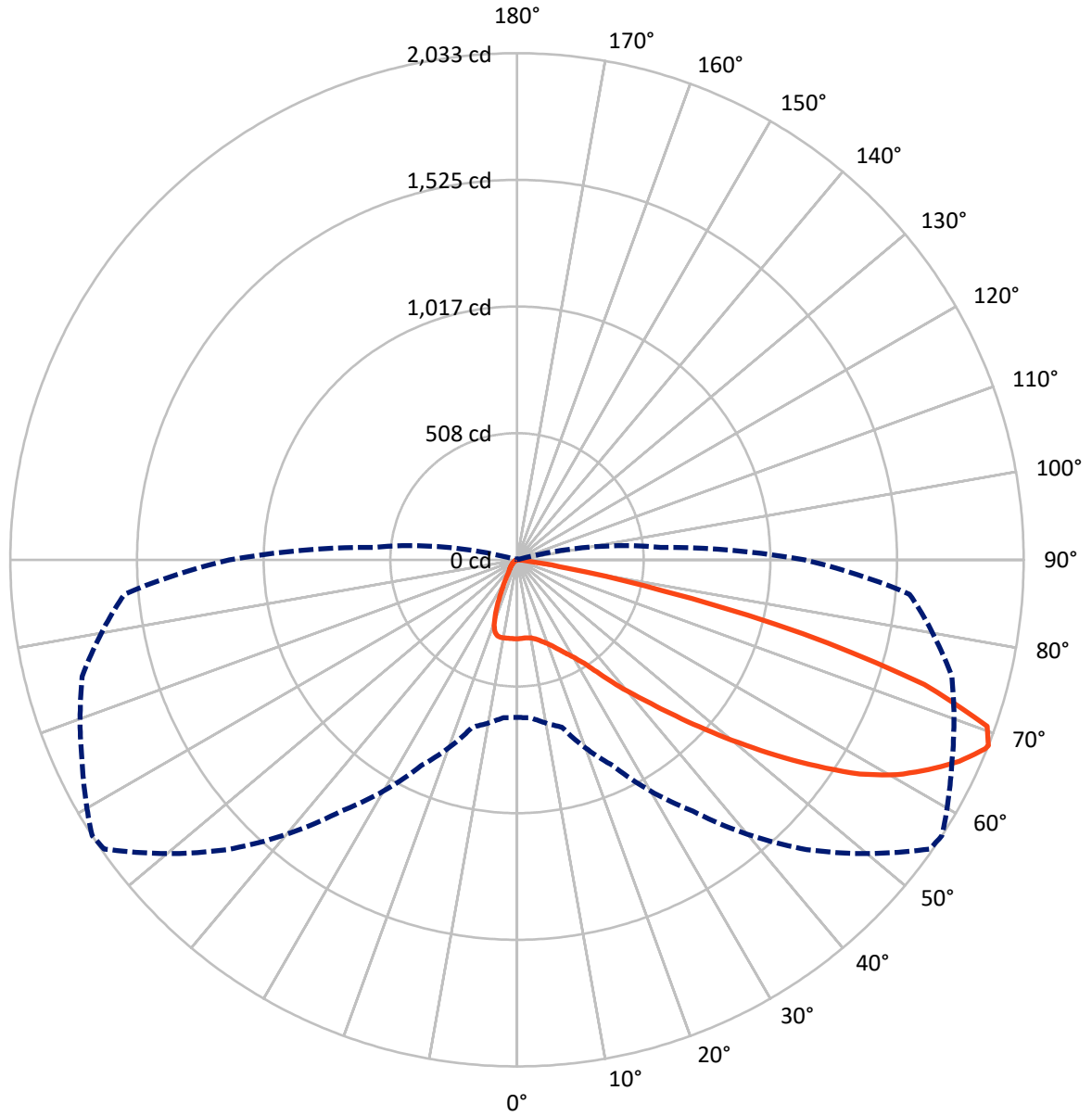
✕ Max cd
 - - - 1/2 Max cd



Based on 10 foot mounting height. Maximum calculated value = 4.1 fc
 Type III - Short - N/A

REPORT NUMBER: P385586
CATALOG NUMBER: GWC-SA1A-827-U-T3-HSS

Luminous Intensity Polar Plot



— Vertical Plane Through 57-Deg Lateral - - - Horizontal Cone Through 68-Deg Vertical

REPORT NUMBER: P385586

CATALOG NUMBER: GWC-SA1A-827-U-T3-HSS

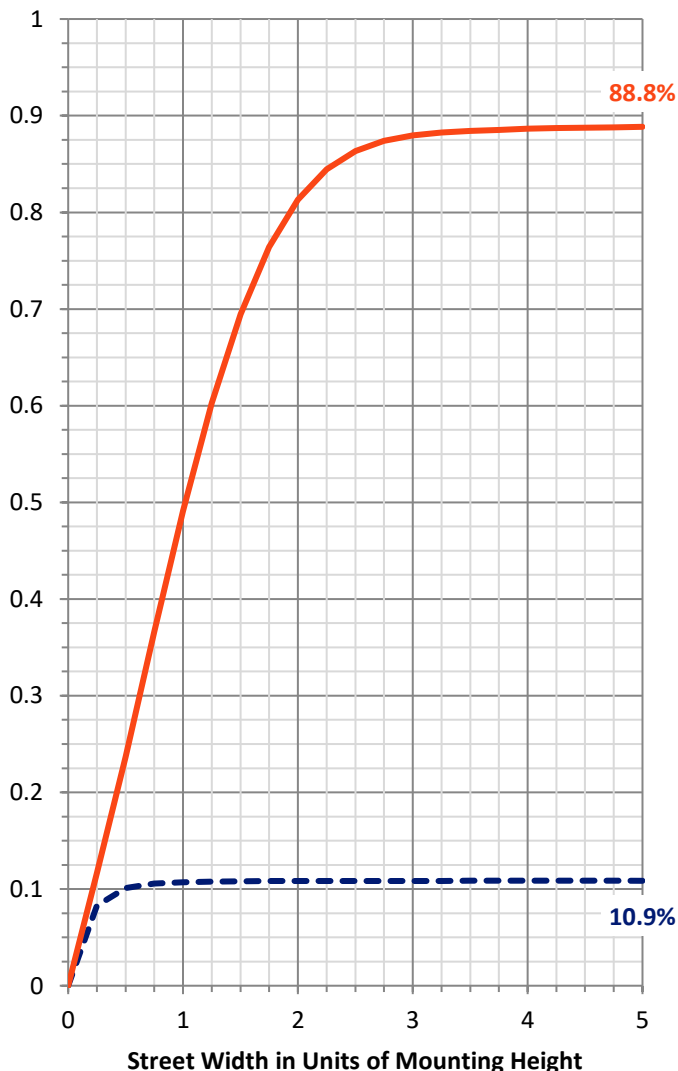
FLUX DISTRIBUTION:

		Downward	Upward	Total
House Side	Lumens	292.3	0.0	292.3
	% Fixture	11.0	0.0	11.0
Street Side	Lumens	2373.7	0.0	2373.7
	% Fixture	89.0	0.0	89.0
Total	Lumens	2666.0	0.0	2666.0
	% Fixture	100.0	0.0	100.0

ZONAL LUMENS:

Zone	Lumens	% Fixture
0°-10°	29.6	1.1
10°-20°	82.2	3.1
20°-30°	141.7	5.3
30°-40°	244.6	9.2
40°-50°	418.4	15.7
50°-60°	669.4	25.1
60°-70°	773.4	29.0
70°-80°	295.5	11.1
80°-90°	11.1	0.4
90°-100°	0.0	0.0
100°-110°	0.0	0.0
110°-120°	0.0	0.0
120°-130°	0.0	0.0
130°-140°	0.0	0.0
140°-150°	0.0	0.0
150°-160°	0.0	0.0
160°-170°	0.0	0.0
170°-180°	0.0	0.0
0°-90°	2666.0	100.0
0°-180°	2666.0	100.0

Coefficient of Utilization



REPORT NUMBER: P385586

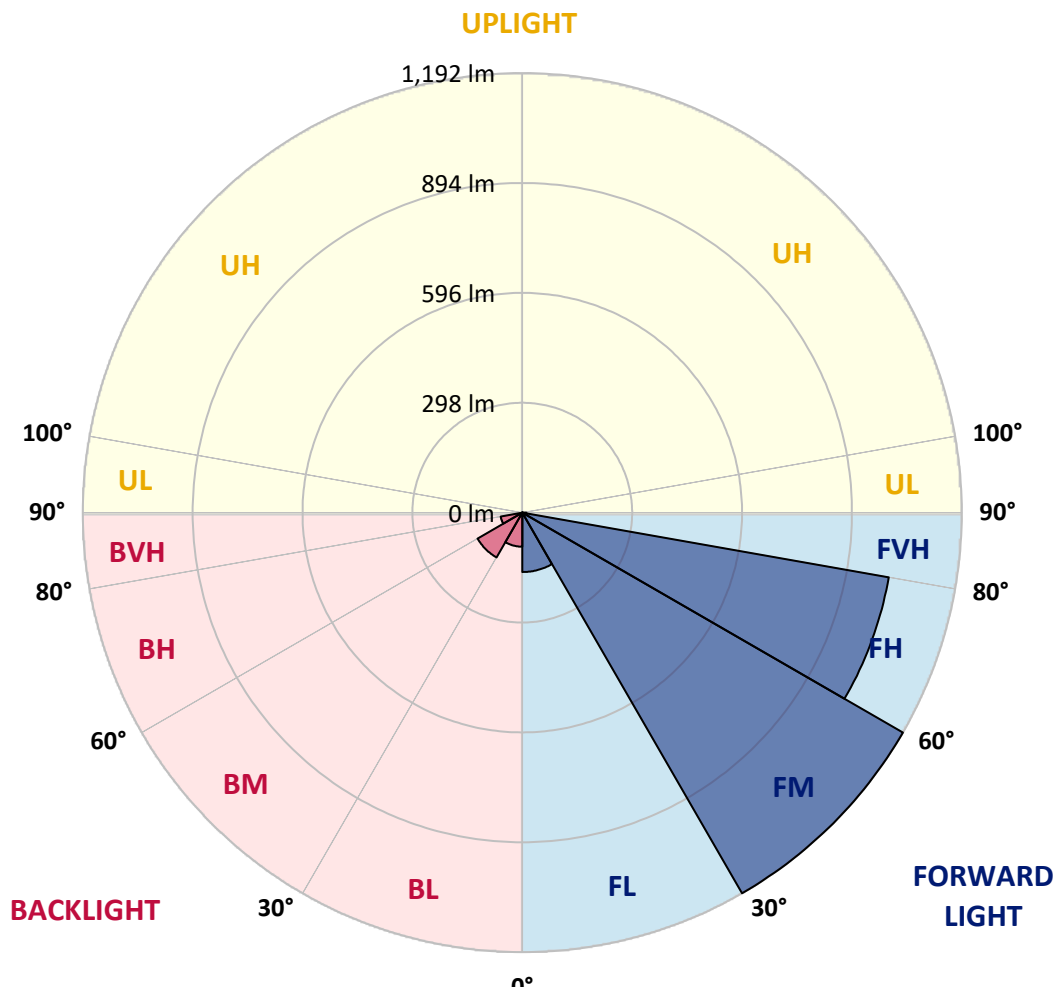
CATALOG NUMBER: GWC-SA1A-827-U-T3-HSS

LUMINAIRE CLASSIFICATION SYSTEM LUMEN TABLE AND BUG RATING:

Zone	Lumens	% Fixture	Zone Rating/Lumen Limit		
			B	U	G
FL (0°-30°)	161.1	6.0			
FM (30°-60°)	1192.2	44.7			
FH (60°-80°)	1009.4	37.9			G1/1800
FVH (80°-90°)	10.9	0.4			G1/100
BL (0°-30°)	92.4	3.5	B0/110		
BM (30°-60°)	140.2	5.3	B0/220		
BH (60°-80°)	59.5	2.2	B0/110		G0/110
BVH (80°-90°)	0.2	0.0			G0/10
UL (90°-100°)	0.0	0.0		U0/0	
UH (100°-180°)	0.0	0.0		U0/0	

BUG Rating: B0-U0-G1

Type III Short





REPORT NUMBER: P385586
 CATALOG NUMBER: GWC-SA1A-827-U-T3-HSS

CANDELA DISTRIBUTION (FULL):

	0°	5°	15°	25°	35°	45°	55°	57°	65°	75°	85°
0°	316.8	316.8	316.8	316.8	316.8	316.8	316.8	316.8	316.8	316.8	316.8
2.5°	309.4	310.7	311.7	312.4	313.1	314.8	315.3	316.0	316.4	316.4	317.3
5°	297.1	298.6	300.8	302.5	306.1	310.6	313.9	315.2	317.4	319.4	320.6
7.5°	285.8	287.5	290.1	294.2	300.3	307.6	314.4	316.2	320.6	324.9	327.0
10°	278.5	279.9	283.1	289.1	297.0	307.2	316.8	318.9	326.5	333.7	337.7
12.5°	275.9	277.2	280.6	287.3	297.1	309.1	322.3	325.5	336.6	347.0	352.7
15°	279.6	279.9	283.5	289.8	299.5	313.8	331.5	335.3	349.3	362.9	370.0
17.5°	293.7	292.6	294.5	297.3	304.9	319.9	341.2	346.9	365.6	381.6	388.3
20°	329.0	329.0	324.7	317.2	317.3	329.5	354.4	360.8	383.6	402.1	408.2
22.5°	389.4	388.3	379.7	361.2	344.1	346.0	370.4	378.7	405.3	425.1	427.1
25°	462.0	460.6	447.4	421.3	391.8	372.8	392.0	401.6	431.1	448.7	444.5
27.5°	538.9	537.8	524.7	492.3	450.3	415.4	417.9	427.0	457.5	474.7	461.5
30°	613.4	613.8	600.8	567.5	520.0	469.7	450.7	456.0	483.1	500.6	481.7
32.5°	684.3	684.8	673.5	636.4	592.0	532.9	496.0	494.7	512.8	530.1	508.4
35°	747.4	748.7	741.0	712.1	665.1	603.2	554.9	551.6	555.0	574.6	549.4
37.5°	808.3	809.1	803.3	778.9	739.6	680.5	629.3	624.6	617.3	632.3	603.5
40°	875.0	873.1	866.4	844.4	810.6	765.8	709.2	701.2	688.4	701.8	674.6
42.5°	937.0	934.9	936.0	911.0	882.6	853.6	802.4	788.5	781.1	796.5	761.8
45°	1014.5	1013.4	1017.2	995.5	972.4	951.4	909.2	894.0	890.7	908.8	867.3
47.5°	1091.1	1093.8	1105.6	1096.4	1087.0	1068.5	1022.2	1015.4	1017.4	1039.2	978.6
50°	1154.8	1158.1	1190.3	1200.9	1214.3	1203.5	1157.1	1153.0	1160.9	1180.6	1098.4
52.5°	1201.0	1207.7	1247.6	1296.4	1345.6	1352.9	1306.6	1302.8	1313.6	1316.6	1190.9
55°	1233.0	1238.9	1284.2	1373.4	1473.5	1505.0	1476.3	1461.7	1459.7	1429.8	1288.2
57.5°	1238.7	1238.0	1303.1	1423.2	1573.9	1655.2	1637.0	1622.7	1581.3	1534.4	1399.8
60°	1206.7	1210.3	1285.8	1440.5	1636.9	1768.8	1770.1	1751.5	1687.1	1636.1	1507.9
62.5°	1108.1	1123.0	1199.2	1395.2	1636.1	1814.5	1867.7	1853.5	1776.5	1719.5	1617.6
65°	948.2	953.5	1026.3	1240.2	1525.6	1795.4	1955.6	1950.3	1857.0	1800.4	1674.0
67.5°	692.5	681.0	757.4	976.6	1291.6	1683.7	2018.6	2025.3	1919.2	1817.0	1614.0
68°	631.9	635.3	694.8	911.4	1230.4	1644.2	2022.8	2033.0	1925.3	1806.2	1581.2
70°	376.7	383.2	436.3	627.5	936.0	1421.0	1977.9	2001.2	1888.5	1694.4	1367.6
72.5°	96.2	104.0	154.2	280.9	534.6	1001.2	1669.7	1709.1	1639.7	1374.6	923.3
75°	39.6	41.6	55.1	92.5	199.2	451.0	1100.5	1185.0	1136.7	822.9	417.3
77.5°	27.4	28.7	35.4	51.3	86.2	152.9	539.5	600.6	541.1	280.9	91.0
80°	19.7	20.8	25.3	34.2	49.5	54.6	175.9	203.3	161.5	61.6	22.6
82.5°	11.7	12.6	18.9	24.3	30.1	26.1	43.7	49.7	46.8	30.6	10.1
85°	5.8	6.8	12.7	17.4	16.3	11.0	13.4	14.9	18.4	18.7	5.4
87.5°	0.4	0.8	7.4	10.5	4.5	2.5	3.9	4.8	6.6	9.2	2.3
90°	0.0	0.0	0.0	0.0	0.0	0.0	0.0	0.0	0.0	0.0	0.0



REPORT NUMBER: P385586
 CATALOG NUMBER: GWC-SA1A-827-U-T3-HSS

CANDELA DISTRIBUTION (continued):

	90°	95°	105°	115°	125°	135°	145°	155°	165°	175°	180°
0°	316.8	316.8	316.8	316.8	316.8	316.8	316.8	316.8	316.8	316.8	316.8
2.5°	317.7	317.8	316.9	316.5	316.8	315.3	314.6	314.9	314.9	315.3	314.6
5°	320.8	320.8	319.3	317.3	316.2	313.3	311.4	310.9	310.5	310.2	309.7
7.5°	327.6	326.9	324.2	319.8	316.0	309.7	304.9	302.4	301.2	300.7	300.3
10°	338.6	337.2	332.8	324.6	315.9	304.7	294.2	286.8	280.6	278.1	276.6
12.5°	353.3	351.3	343.9	330.3	315.0	294.4	271.7	249.9	229.6	221.2	217.1
15°	370.4	367.5	355.7	335.1	309.9	271.0	221.7	183.5	155.4	144.8	140.3
17.5°	387.6	383.9	366.1	338.1	294.4	222.7	155.6	117.5	98.7	93.7	91.9
20°	405.0	399.5	375.0	335.8	259.3	160.6	102.6	85.8	80.4	78.9	78.4
22.5°	421.5	413.0	383.1	327.0	205.4	107.8	81.2	75.9	74.1	73.2	73.0
25°	435.9	423.9	390.2	299.8	145.3	81.4	73.1	71.4	69.1	67.4	67.6
27.5°	449.4	434.9	394.4	254.9	96.9	69.6	67.7	65.3	61.1	58.7	58.7
30°	465.7	449.5	397.6	196.2	71.4	61.5	60.0	56.3	50.7	47.5	47.5
32.5°	490.1	471.7	395.6	137.7	59.1	54.1	50.6	45.5	39.3	36.3	36.2
35°	527.6	506.0	381.2	90.3	52.2	47.0	41.3	35.2	29.8	27.2	27.1
37.5°	578.0	551.9	348.9	64.5	46.8	40.5	33.7	26.9	22.8	21.2	21.1
40°	643.4	605.2	302.8	52.3	41.7	34.2	26.0	20.8	18.0	16.8	16.9
42.5°	722.0	662.3	247.5	45.1	36.8	28.1	20.3	16.4	14.6	13.7	13.5
45°	809.2	718.7	189.5	40.2	31.9	22.7	15.9	13.0	11.6	11.1	11.1
47.5°	905.1	773.5	138.7	35.9	26.6	17.5	12.7	10.6	9.5	9.1	9.0
50°	992.2	811.6	100.0	31.4	21.8	13.9	10.3	8.8	8.1	7.6	7.6
52.5°	1064.8	823.6	73.6	26.5	17.6	11.1	8.6	7.6	6.8	6.4	6.4
55°	1128.7	818.6	54.7	21.8	14.2	9.1	7.3	6.4	5.8	5.4	5.4
57.5°	1190.0	802.8	40.8	17.8	11.5	7.3	6.2	5.4	4.8	4.5	4.5
60°	1240.1	776.3	30.4	14.4	9.2	5.9	5.2	4.4	3.9	3.5	3.5
62.5°	1280.7	747.0	22.3	11.8	7.3	4.7	4.0	3.7	2.9	2.5	2.5
65°	1280.9	698.5	16.8	9.8	5.7	3.7	3.0	2.9	1.9	1.5	1.4
67.5°	1188.3	602.2	12.9	8.4	4.4	2.8	2.3	2.4	1.0	0.6	0.5
68°	1154.6	577.7	12.1	8.3	4.2	2.6	2.1	2.4	0.9	0.5	0.4
70°	973.4	459.6	9.7	8.1	3.7	2.0	1.8	2.4	0.8	0.4	0.3
72.5°	622.6	266.7	7.2	6.4	2.8	1.5	1.1	2.1	0.8	0.3	0.1
75°	265.0	82.7	4.9	4.5	1.6	1.1	0.8	1.4	0.5	0.1	0.0
77.5°	55.8	18.7	2.9	2.8	1.1	0.8	0.5	0.4	0.1	0.0	0.0
80°	14.4	5.4	1.5	1.4	0.6	0.4	0.3	0.0	0.0	0.0	0.0
82.5°	4.5	2.1	0.9	0.6	0.3	0.0	0.0	0.0	0.0	0.0	0.0
85°	2.3	1.3	0.5	0.3	0.0	0.0	0.0	0.0	0.0	0.0	0.0
87.5°	1.3	0.4	0.1	0.0	0.0	0.0	0.0	0.0	0.0	0.0	0.0
90°	0.0	0.0	0.0	0.0	0.0	0.0	0.0	0.0	0.0	0.0	0.0

Signify Classified - Internal
Cooper Lighting Solutions Photometric Lab
1121 Highway 74 South
Peachtree City, GA 30269

Scaled Data Report



Report Generated By 670245982

Signify Classified - Internal
Cooper Lighting Solutions Photometric Lab
1121 Highway 74 South
Peachtree City, GA 30269

Scaled Data Report



Signify Classified - Internal
Cooper Lighting Solutions Photometric Lab
1121 Highway 74 South
Peachtree City, GA 30269

Scaled Data Report



Signify Classified - Internal
Cooper Lighting Solutions Photometric Lab
1121 Highway 74 South
Peachtree City, GA 30269

Scaled Data Report



Signify Classified - Internal
Cooper Lighting Solutions Photometric Lab
1121 Highway 74 South
Peachtree City, GA 30269

Scaled Data Report



--- HS — SS

Signify Classified - Internal
Cooper Lighting Solutions Photometric Lab
1121 Highway 74 South
Peachtree City, GA 30269

Scaled Data Report



u

Signify Classified - Internal
Cooper Lighting Solutions Photometric Lab
1121 Highway 74 South
Peachtree City, GA 30269

Scaled Data Report



Signify Classified - Internal
Cooper Lighting Solutions Photometric Lab
1121 Highway 74 South
Peachtree City, GA 30269

Scaled Data Report



(END OF REPORT)